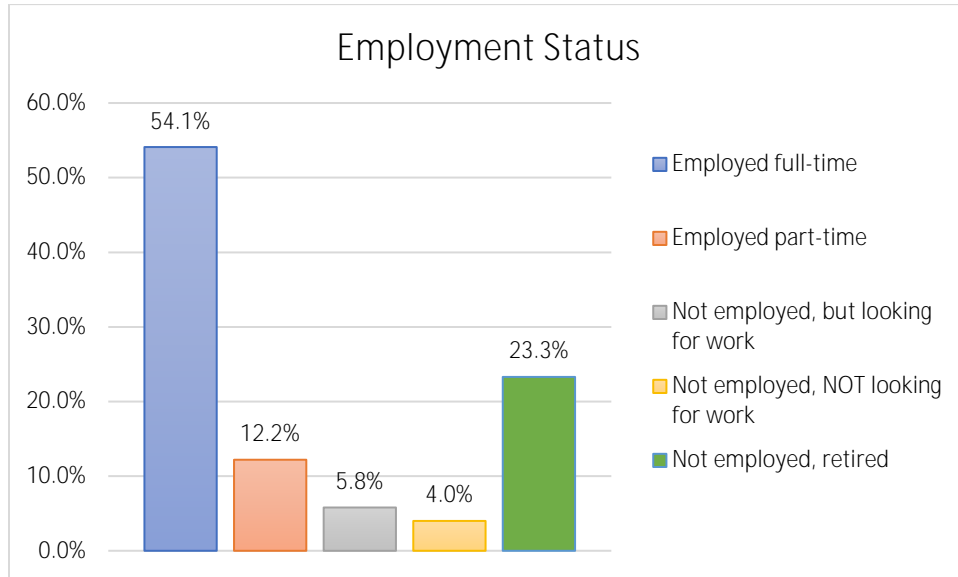


When asked if they and their family were better or worse off financially compared to a year ago, 27.8% reported that they were better off and 44.9% reported that they were about the same. Another 26.5% indicated that they and their family were worse off. These numbers show a slightly less positive view of (24.1% thought they were better off and 56% thought they were about the same).

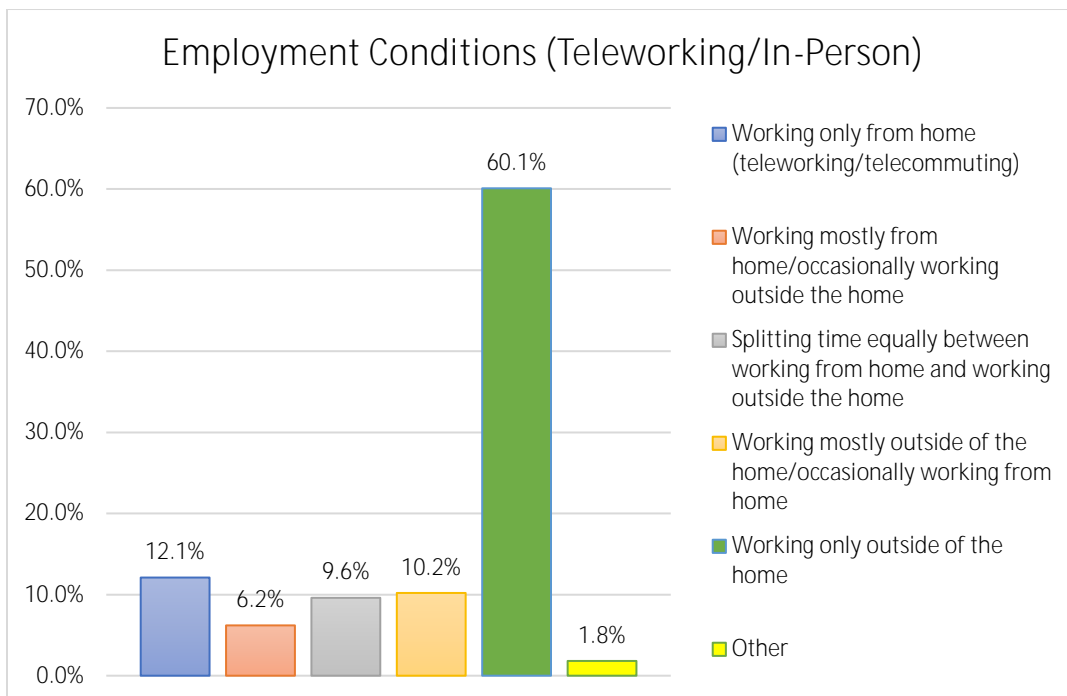
Respondents showed some optimism for the future, with 42.9% indicating that they think they and their family will be better off financially a year from now. A similar percentage (41.6%) think they will be the

This year, respondents were asked if they thought inflation would be higher, the same or lower than it is today a year from now. More than half of respondents stated that they thought inflation would be higher (55.9%) and 14.6% said it would be about the same. Less than one

respondents reporting being employed full-time increased since last year, when the percentage was 47.8%. Almost one in four respondents was retired (23.3%). About 6% were not employed but looking for work while 4% were not employed and not looking for work.



Three out of every five respondents who are working either full- or part-time reported they are working only outside of the home and not teleworking or telecommuting (60.1%). Another 12.1% said they are working only from home and either teleworking or telecommuting. The remaining respondents reported either working mostly outside of the home (10.2%), splitting time equally between working from home and outside the home (9.6%) or working mostly from home (6.2%). Only 1.8% had some other arrangement.

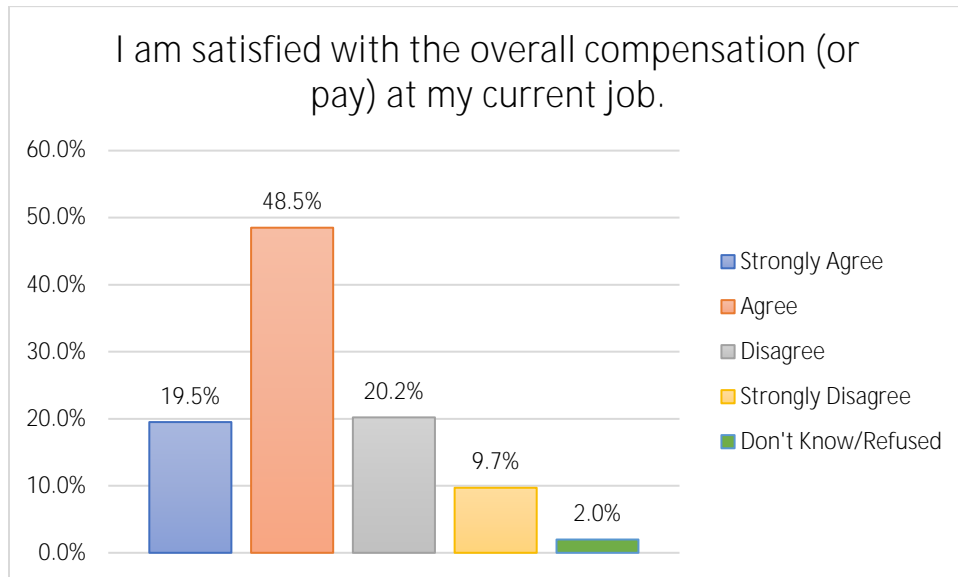


Respondents were asked to rate their level of work burnout on a scale of 0 to feeling burned out at all work burnout was 4.8. The most common ratings of work burnout reported were 0 (17.5%), 8 (13%), and 5 (12.1%).

Regarding recent or future job changes, more than three-quarters of respondents (77.6%) said they had not changed employers in the past 12 months, while 22.2% said they had changed employers in the past 12 months. The majority of respondents (67.3%) either disagreed or strongly disagreed that they intend to search for a new job with another employer in the next 12 months. Only 15.5% strongly agreed that they intended to search for a new job with another employer in the next 12 months and 14% agreed.

Generally, respondents seem to be fairly satisfied with the overall compensation at their current job. In fact, 48.5% agreed that they are satisfied with the overall compensation at their current job and another

19.5% strongly agreed. One in five disagreed that they are satisfied with their overall compensation and 9.7% strongly disagreed.



The Life in Hampton Roads Data report and press releases will be placed on the Social Science Research Center website as they are released (<http://www.odu.edu/al/centers/ssrc>). Follow-up questions about the 2022 Life in Hampton Roads survey should be addressed to:

Tancy Vandecar-Burdin, PhD
Director, The Social Science Research Center
Old Dominion University
757-683-3802 (office)
tvandeca@odu.edu