

How to make a Testing Appointment Weekly Testing

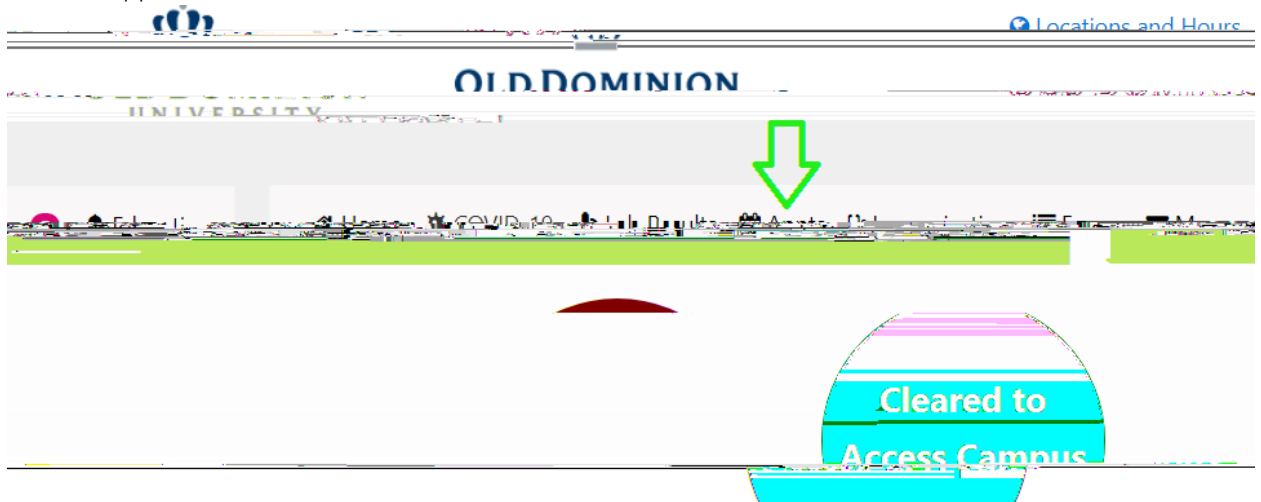
Please use this guide to schedule your weekly test at the Jim Jarrett Annex.

Collection of your sample (nasal swab) will be at the Jim Jarrett Annex Building.

- a. Turn West onto 43rd street.
- b. Turn right / North onto Elkhorn.
- c. At the end of Elkhorn Ave is 30-minute parking.
- d. Walk toward the Monorail trail.
- e. Walk West along the Monorail path towards Powhattan Ave.
- f. When you cross Elkhorn near the new Chemistry building you will see the Jim Jarrett Annex on the left behind the Virginia House Residence Hall.

Making an Appointment:

1. Go to your Daily Check-in page in the Monarch Wellness Portal by mobile device or computer.
2. Click on Appts



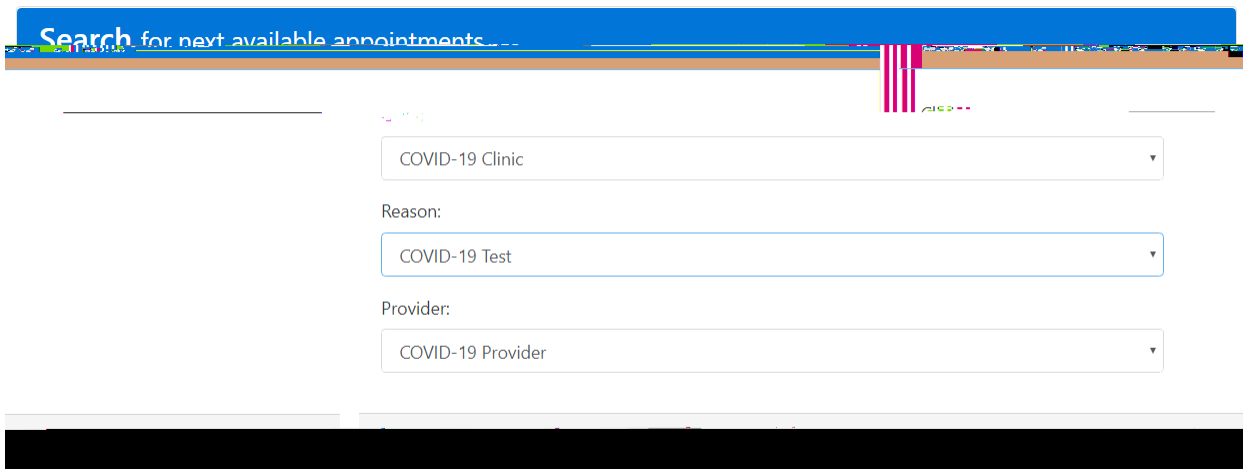
3. On the next page Read the instruction.
4. Scroll down to Locations.

How to make a Testing Appointment Weekly Testing

Please use this guide to schedule your weekly test at the Jim Jarrett Annex.


5. Click on option for the COVID-19 Testing Facility – Jim Jarrett Annex Building

6. Ensure you select the options, so your screen looks like this and press Submit:



The screenshot shows a web interface with a blue header bar containing the text "Search for next available appointments...". Below the header, there are three dropdown menus. The first dropdown menu is labeled "COVID-19 Clinic" and has a downward arrow. The second dropdown menu is labeled "Reason:" and has "COVID-19 Test" selected. The third dropdown menu is labeled "Provider:" and has "COVID-19 Provider" selected. Below the dropdown menus, there is a large black rectangular area, likely representing a blurred or redacted section of the form.

7. Select the day for your test. Note the system will tell you the next available test date.

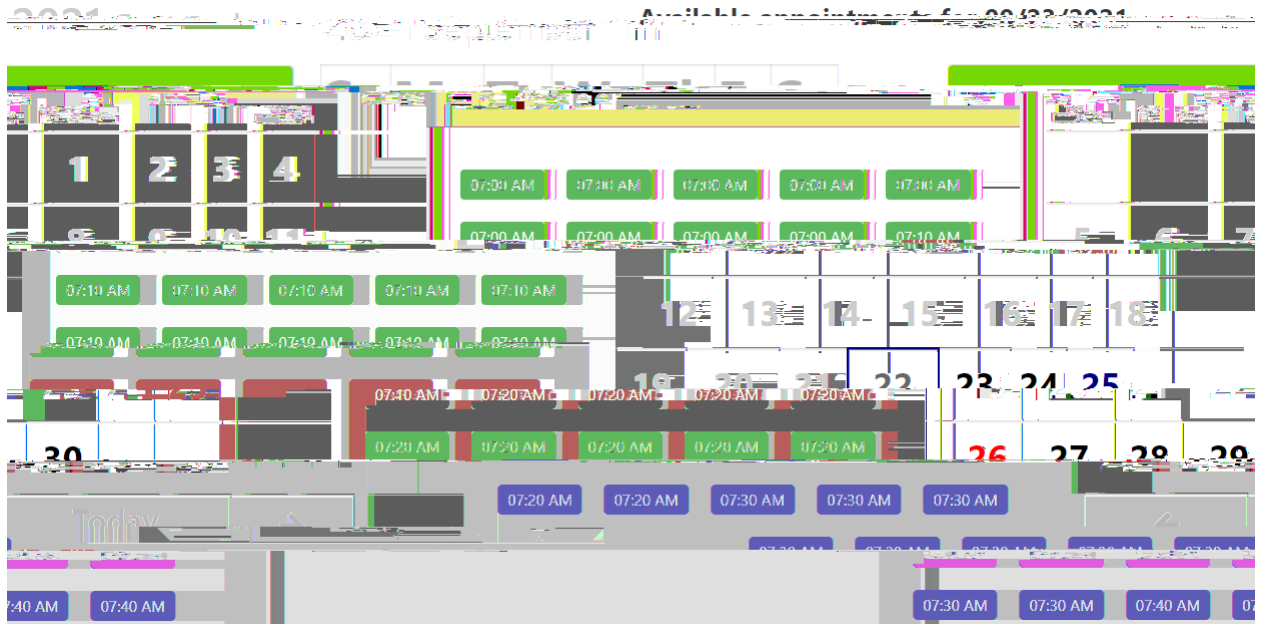


The screenshot shows a calendar interface for selecting a test date. The title of the calendar is "Available appointments for 08/03/2021". The calendar displays a grid of dates from 18 to 25. A red arrow points to the date 20. The date 25 is highlighted in blue, indicating it is the next available test date. The calendar interface includes a header with the date "08/03/2021" and a footer with the name "Hindlaw".


How to make a Testing Appointment Weekly Testing

Please use this guide to schedule your weekly test at the Jim Jarrett Annex.

8. Select the best time for your test from the testing times shown as available by clicking on the time shown.

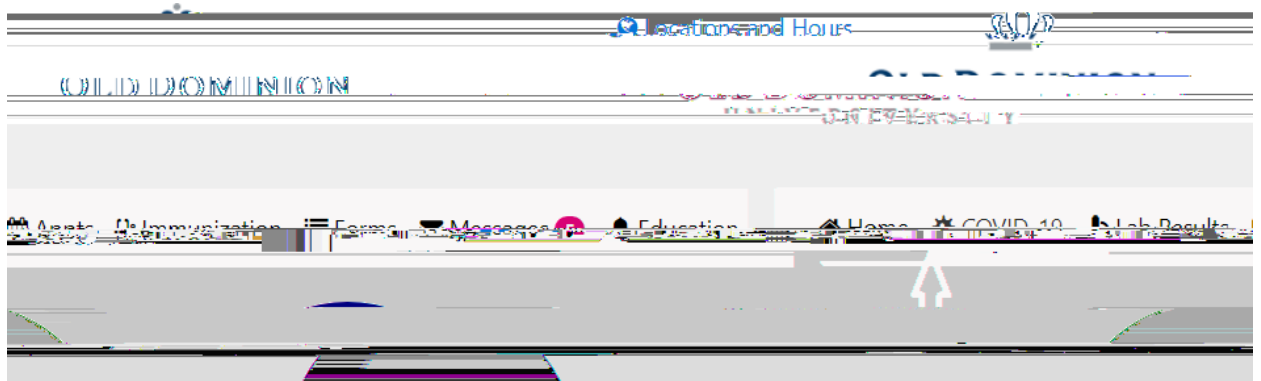


9. When you this page you are almost done. Just click on the forms link and complete the forms which will be needed should you test positive.



10. That's it. You've now booked an appointment.

11. To cancel an appointment, go to the Home Screen



How to make a Testing Appointment Weekly Testing

Please use this guide to schedule your weekly test at the Jim Jarrett Annex.

12. Scroll down to Upcoming Appointments and press cancel

