

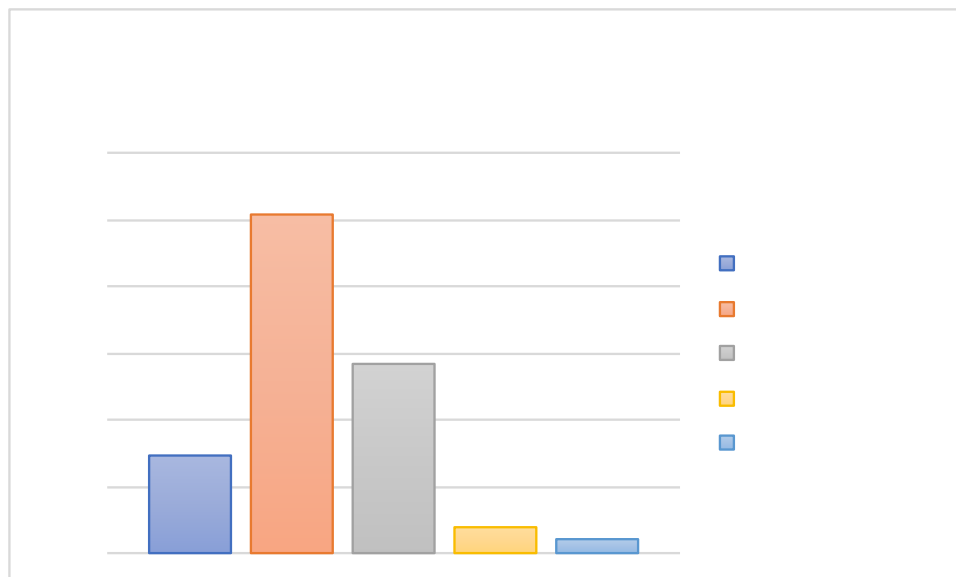
Life in Hampton Roads 2021 - Quality of Life

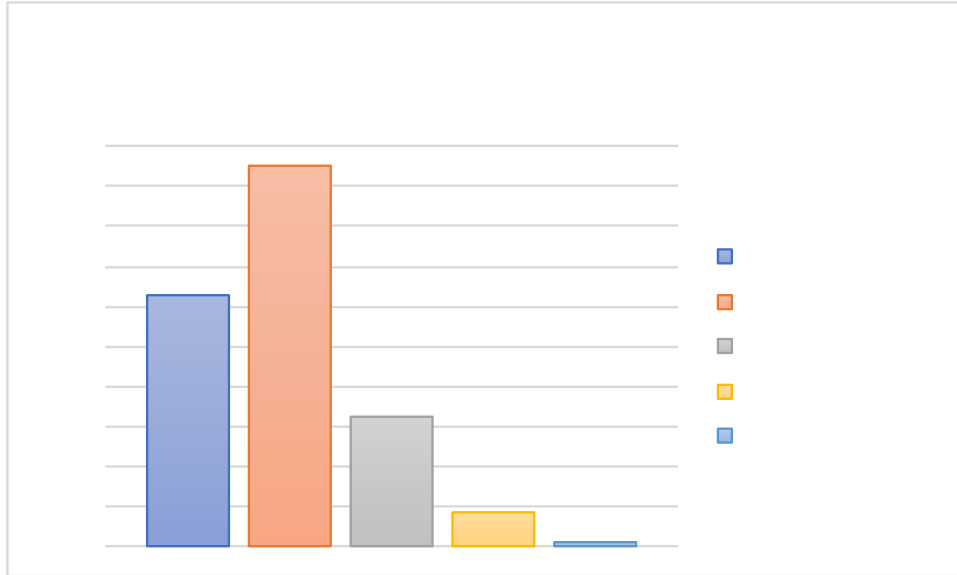
Introduction

The Social Science Research Center (SSRC) at Old Dominion University recently completed data collection for the 12th annual Life in Hampton Roads (LIHR) survey. The purpose of the survey is to gain insight into the impact of the COVID-19 pandemic in Hampton Roads and the COVID-19 pandemic, as well as other topics of local interest such as perceptions of police, employment and other issues. A total of 796 online and telephone surveys were completed between July 12 and Oct. 3, 2021. It is important to note that the methodology this year differs from previous Life in Hampton Roads surveys. For several reasons, including continued concerns about COVID-19 and labor shortages, we conducted both telephone surveys and online panels. This change limits the ability to compare results with those from previous years or to confidently generalize the results to the Hampton Roads population as a whole. Nonetheless, we note that an increasing number of surveys have moved online in recent years, and that in many instances useful data has been developed despite the challenges of online survey research. For more detailed information on the methodological changes and potential impacts please see the Methodology section in the full report, or please contact the SSRC directly.

Quality of Life

Almost two-thirds of respondents rated the quality of life in the region as excellent or good (65.4%). This is slightly lower than in previous, non-COVID years (ranging from 68% to 71% between 2017-2019). A total of 28.5% of respondents





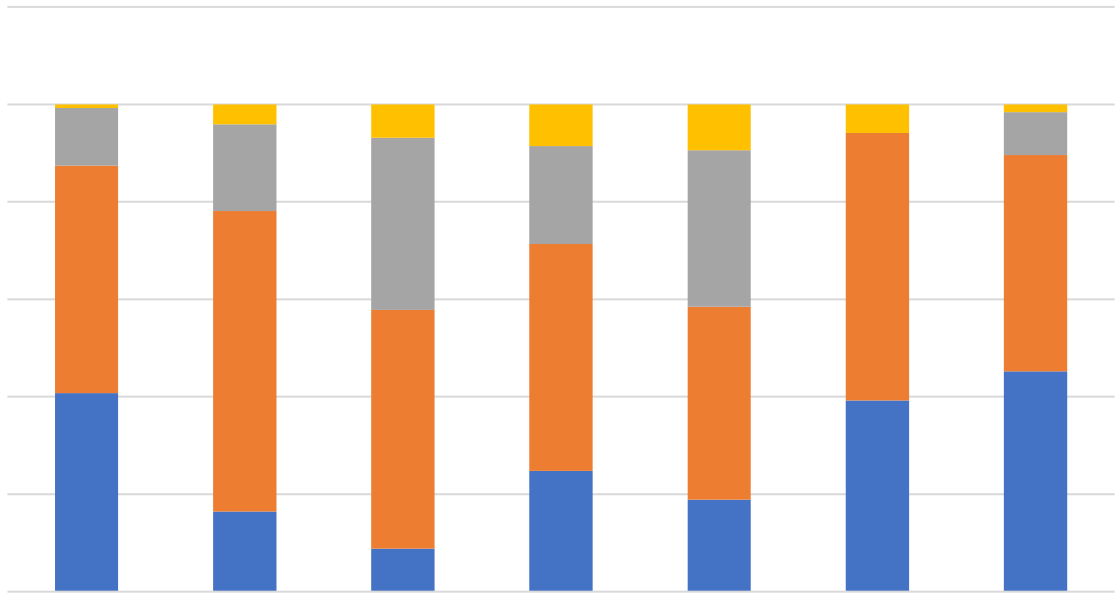
Quality of Life by City

The ratings clearly and statistically varied based on where respondents live. Across the cities, only a small percentage rated the quality of life in Hampton Roads as poor with the highest percentage in Newport News (11%) followed by the city of Hampton with 6%. Fewer than 5% of residents in the other cities rated the quality of life in the area poorly. A larger proportion of residents rated the area as excellent with about 20% of those living in Norfolk, Virginia Beach and Suffolk reporting that the quality of life is excellent. Combining positive responses (good and excellent), Hampton and Virginia Beach residents were the most likely to rate the regional quality of life as excellent or good (75 and 76%, respectively). More than 60% of residents in Norfolk (62%), Chesapeake (66%), and Suffolk (68%) rated the area favorably while 58% of Portsmouth residents and just half of Newport News residents did so (49.5%).

they live. In most cities,

city where

There is considerable variation in the sociodemographic and socioeconomic conditions of the neighborhoods within each of the cities of Hampton Roads and likely in the perceived quality of life across residents within each of the cities. When asked about quality of life in the neighborhoods they reside, citizen responses



The Life in Hampton Roads Data report and press releases will be placed on the Social Science Research Center website as they are released ([_____](#)). Follow-up questions about the 2021 Life in Hampton Roads survey should be addressed to:

Tancy Vandecar-Burdin, PhD
Director
The Social Science Research Center
Old Dominion University
757-683-3802 (office)
tvandeca@odu.edu