




STEMDPTRequest Form

Enter your employment info

EIN Number and E-Verify Number are REQUIRED
Ask your employer for these numbers

The EIN number (employer identification number) is a nine (9) digit number assigned by the IRS.
The E-Verify number is a 4-7 digit number assigned by USCIS.

SIGN & DATE HERE



REQUEST FOR STEM DPT

Personal Information

Name _____ UIN _____

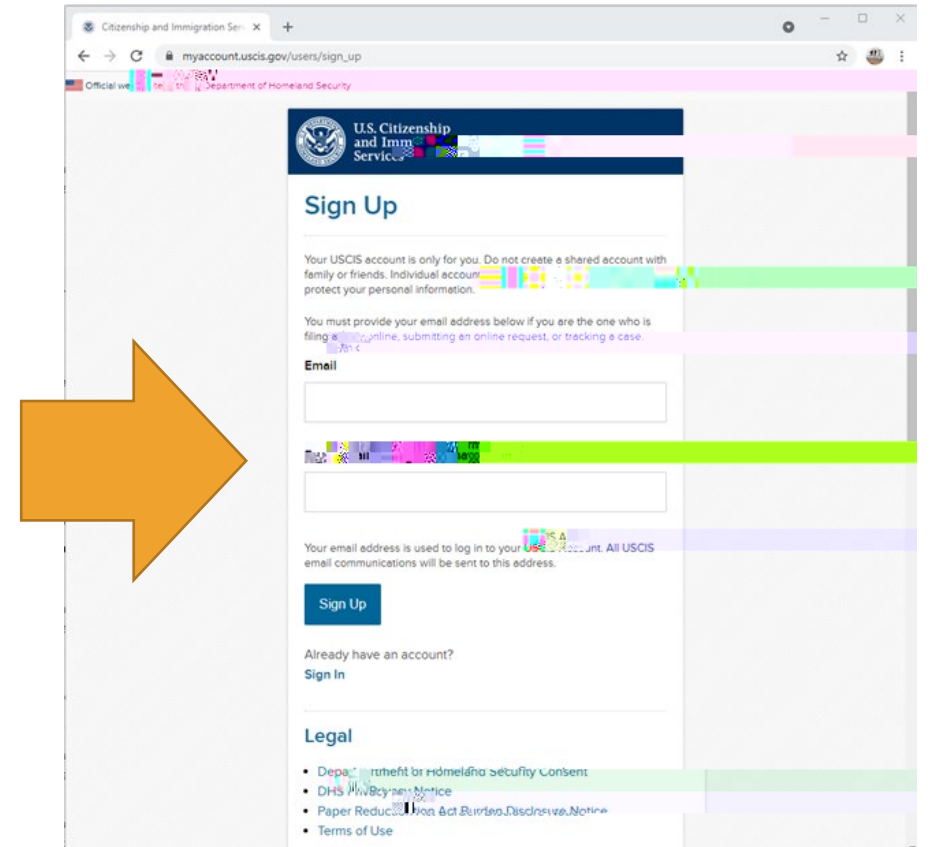
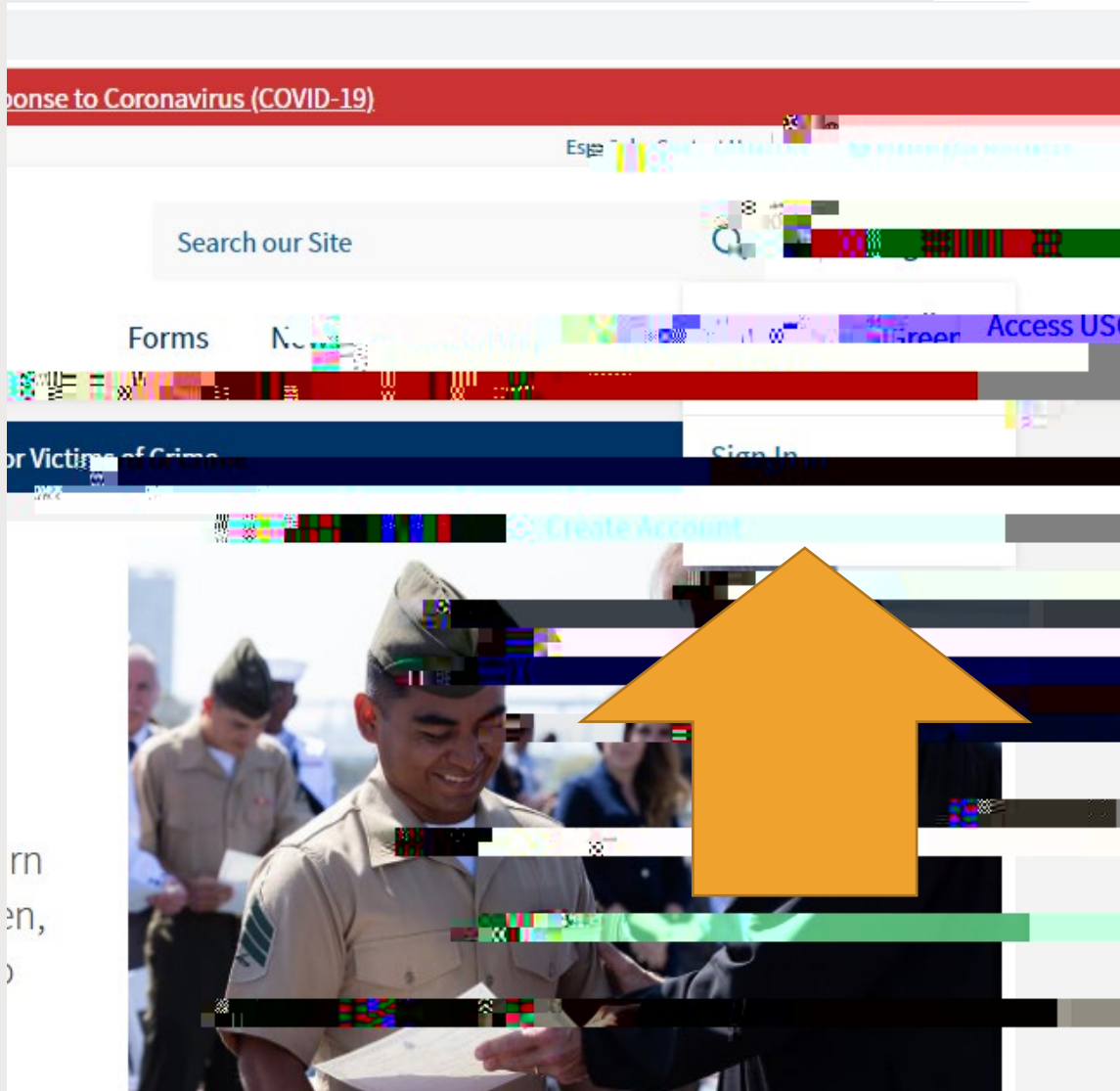
ODU E-Mail _____ @odu.edu Phone _____

Major _____ SEVIS ID# NI _____

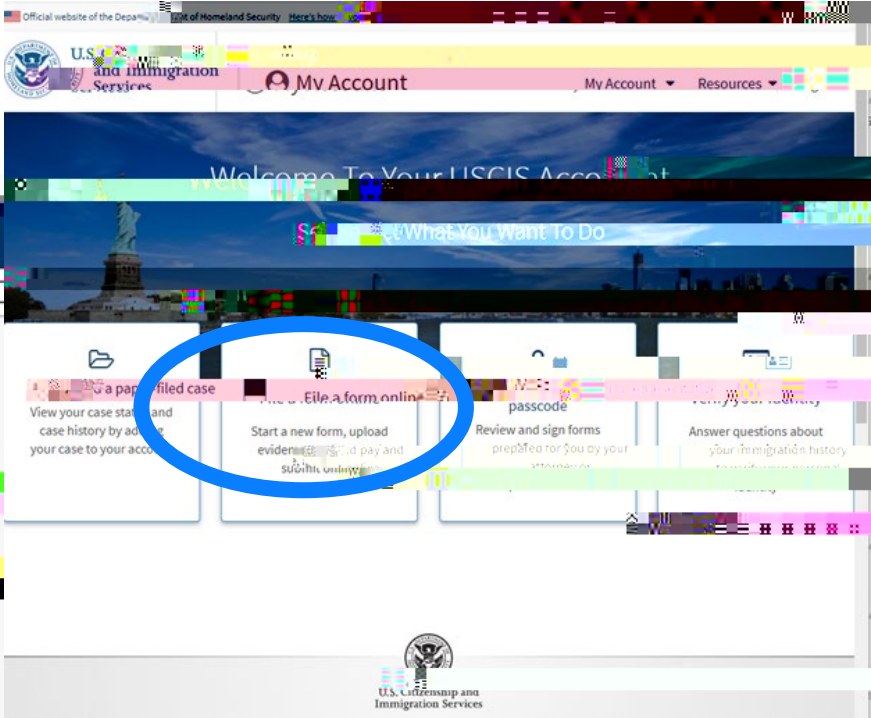
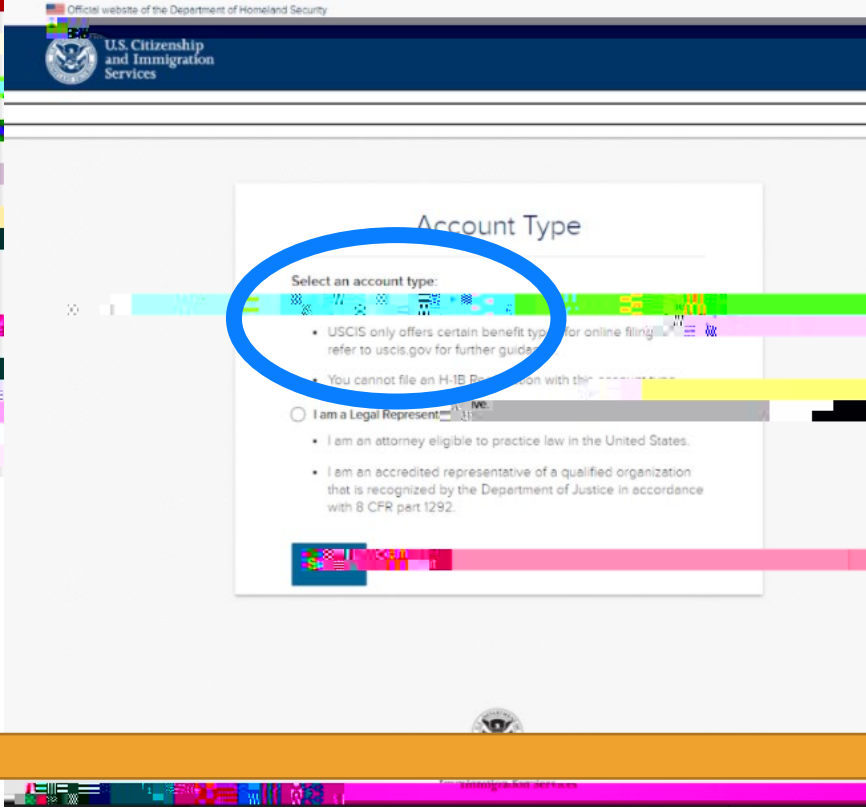
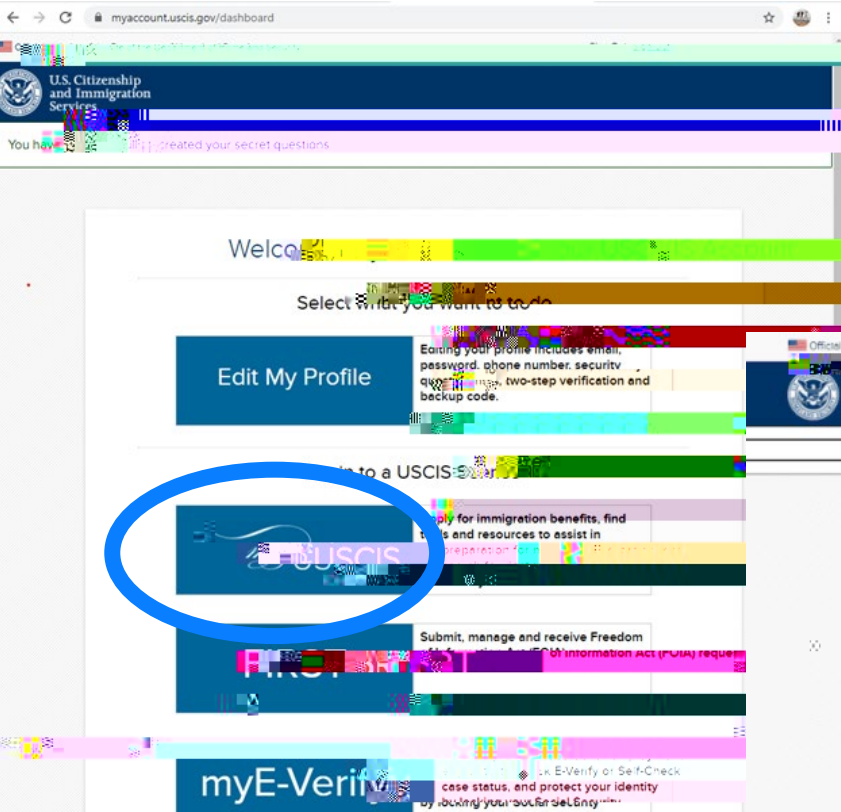




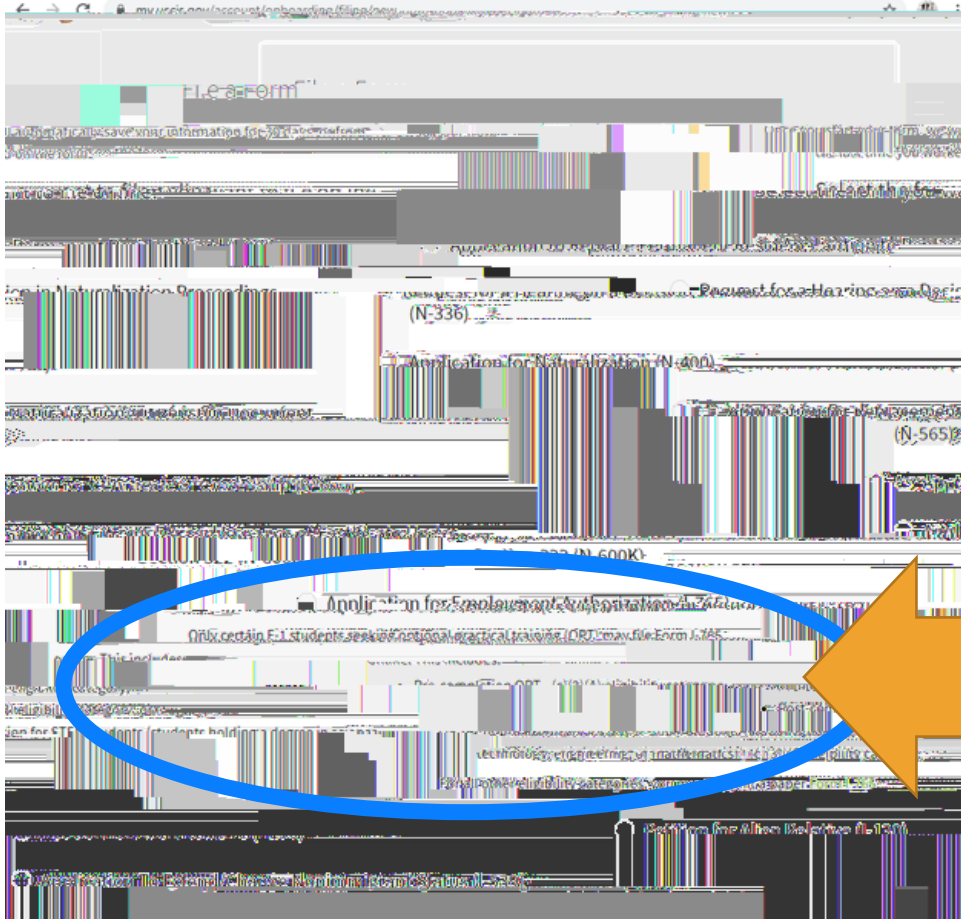
Create your account at USCIS.GOV



Create your account



Online I-765 Form- STEM OPT



Your application will auto save a draft as you go through. BUT the draft will delete if you do not have any updates within 30 days.



Online I-765 Form - STEM OPT



U.S. Citizenship and Immigration Services

My Account

Resources

Sign Out

I-765, Application for Employment Authorization

What is your eligibility category?

Getting Started

Basis of eligibility

Reason for applying

Preparer and interpreter information

About You

Evidence

Additional Information

Review and Submit

You can file your request online only for certain eligibility categories

If your eligibility category does not appear on the dropdown list, you must file a paper Form I-765. If you submit online and are not eligible for one of the listed categories, your application may be denied.

c(3)(A) Student Pre-completion OPT

c(3)(B) Student

c(3)(C) STEM Extension

Back

Next

IMPORTANT!!!
C(3)(B) FOR REGULAR
OPT
C(3)(C) FOR STEM
OPT



Online I-765 Form - STEM OPT

required

required

required

The image shows a screenshot of the I-765 Form for STEM OPT extension. The form is titled "(c)(3)(C) STEM Extension". It contains several sections with input fields. The first section asks "What is your degree?" with a text input field. The second section asks "What is your employer's name as listed in E-Verify?" with a text input field. The third section asks "What is your employer's E-Verify Identification Number?" with a text input field. The form is partially obscured by a blue overlay.

For example:
MS in Computer Science
PhD in Eng. Mgmt.

Your employer had to be E-Verified. It is a 47 digit number assigned by USCIS







Online I-765 Form- STEM OPT

I-765, Application for Employment Authorization

Getting Started

About You

- Your name
- Your contact information
- Describe yourself
- When and where you were born
- Your immigration information
- Other information

Evidence

Additional Information

What is your current legal name? ...

Your current legal name is the name on your birth certificate, unless it changed after birth by a legal action such as marriage or court order. Do not provide any nicknames here.

Given name (first name)

First Name

Family name (last name)

LAST NAME

Have you used any other names in any other legal documents since your birth?


Other names used may include nicknames.

Yes

No

Back Next

Select "Yes" if you used other names in any other legal documents.



Online I-765 Form- STEM OPT

I-765, Application for Employment Authorization

Getting Started

About You

Your name

Your contact information

Describe yourself

When and where you were born

Your immigration information

Other information

Evidence

Additional Information

Review and Submit

What is your current legal name? ...

Your current legal name is the same name on your birth certificate, unless it changed after birth by a legal action such as marriage or court order. Do not provide any nicknames here.

Given name (first name)

Family name (last name)

Have you used any other names in any other legal documents?

Other names used may include nicknames.

Yes

No

Back Next

Use name exactly as it is on your Passport
Type Full Family Name
Type Full Given Name

Select "Yes" if you used other names in any other legal documents.



Online I-765 Form- STEM OPT

I-765, Application for Employment Authorization

Getting Started

About You

Your name

Describe yourself

When and where you were born

Your immigration information

Other information

Evidence

Additional Information

Review and Submit

What is your state or province of birth?

What is your country?

MM/DD/YYYY

Next

I-765, Application for Employment Authorization

Getting Started

Describe yourself

When and where you were born

Your immigration information

Other information

Evidence

Additional Information

Review and Submit

What is your gender?

Male

What is your marital status?

Single

Married

Divorced

Widowed

Back

Next





reg. is the passport number of your most
recently issued passport?

What is your travel document number (if any)?

What is the expiration date of your passport or
travel document?

What country issued your passport or travel
document?

What is your current immigration status or
category?

Information System (SEVIS) Number (if any):
Use the "Additional Information" section to include all previously used

[Back](#)

What is your A-Number?

I do not have or know my A-Number.

What is your USCIS Online Account Number?

Providing your unique USCIS Online Account Number (UAN) allows you to manage your account. You may already have an OAN if you have filed certain paper forms and received an Account Access Notice in the mail. You can find the OAN at the top of the notice; it is not the same as an A-Number.

I do not have or know my USCIS Online Account Number.

Has the SSA ever officially issued you a Social Security card?

- Yes
 No

Do you want the SSA to issue you a Social Security card?

- Yes
 No

Back

Next



If you've had an EAD card before, include the USCIS# written on the card here.



If you Select Yes You'll be asked to include your SSN #

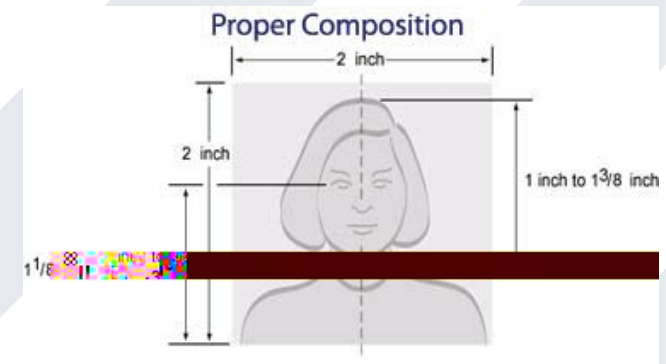
If you Select No, then we recommend you select Yes to the next question.

2x2 Photo Requirement

JPG, JPEG or PNG Only

- 2 identical color passport-style photographs taken recently
- white to off-white background, be printed on thin paper with a glossy finish
- Glasses are not allowed
- Directly facing camera with a neutral expression, eyes are clearly visible
- Head centered and sized between 1" and 1.4" (25 and 35 mm)

The screenshot shows the U.S. Citizenship website interface for the I-765 application. The main heading is "2 X 2 Photo Of You". Below this, there are instructions: "Upload 2 identical color photographs of yourself that measures 2 inches by 2 inches, with your head measuring 1 inch to 1 3/8 inch from your chin to the top of your head. Your eyes should be between 1 1/8 inch and 1 3/8 inch from the bottom of the photo." There are also "File requirements" listed: "Clear and readable", "Accepted file formats: Jrs, JPEG, or PNG", "Maximum size: 6MB per file". At the bottom, there is a "Choose or drop files here to upload" area and "Back" and "Next" buttons.



Other Supporting Documents

Prepare to upload your saved docs, pay attention to type, size & naming requirements listed under "File Requirement".

The screenshot displays the 'I-765, Application for Employment Authorization' web interface. On the left is a navigation sidebar with options: 'Getting Started', 'About You', 'Evidence', 'Form I-94', 'Employment Authorization Document', 'Previously a', 'OPT', 'Form I-20', 'Address', and 'Review and Submit'. The main content area is titled 'Employment Authorization Document' and 'Government ID'. It contains the following text: 'Upload a copy of your last Employment Authorization document (EAD) (front and back). If you were not previously issued an EAD, you must upload a copy of a government-issued identity document (such as a passport) showing your picture, name, and date of birth. Acceptable documents include a U.S. passport, a U.S. military certificate with photo ID, a visa issued by the U.S. Department of State, or a U.S. government-issued photo ID.' Below this is a 'File' upload section with requirements: 'Clear and readable', 'Accepted file formats: JPG, JPEG, PDF, TIF, etc.', and 'No encrypted or password-protected files'. Additional requirements state: 'If your documents are in a foreign language, upl and the translator's certification with each original' and 'Accepted characters: English letters, numbers, spaces, periods, hyphens,'. At the bottom of the form are 'Back' and 'Next' buttons.

I-20 copies

Prepare to upload your saved docs, pay attention to type, size & naming requirements listed under "File Requirement".

I-765, Application for Employment Authorization

Getting Started

Logout You

Evidence

- 2 x 2 photo of you
- Form I-94
- Employment Authorization Document
- Previously authorized CPT or OPT**
- Form I-20

Additional Information

Review and Submit

Previously Authorized CPT Or OPT

Upload evidence of any previously authorized CPT or OPT and the academic level at which it was authorized.

File requirements

- Clear and legible
- Accepted file formats: JPG, JPEG, PDF, TIF, or TIFF
- Not encrypted or password-protected files
- If your documents are in a foreign language, upload a full English translation and the translator's certification with each original document.
- Accepted only if accompanied by an undersigned original document.
- Maximum size: 5MB per file

Choose or drop files here

Back Next

- Make sure to include all previous CPT's.
- U



OPT-20

The screenshot shows the USCIS OPT-20 application portal. The main heading is "I-20, Certificate Of Eligibility For Nonimmigrant Student Status". Below this, there is a paragraph of instructions: "Upload a copy of the Form I-20, Certificate of Eligibility for Nonimmigrant Student Status endorsed by the Designated School Official (DSO). For the (c)(3)(B) eligibility category, your DSO must have entered the recommendation for OPT into your SEVIS record within 30 days of you submitting Form I-765. If you fail to do so, we will deny your OPT request. For the (c)(3)(C) eligibility category, the Form I-20 must have been issued by the DSO within 60 days of submitting Form I-765." Below the instructions, there is a "File requirements" section with a list of rules: "Clear and readable", "Accepted file formats: JPG, JPEG, PDF, TIF, or TIFF", "No encrypted or password-protected files", "If your documents are in a foreign language, upload a full English translation and the original document", and "Accepted characters: English letters, numbers, spaces, periods, hyphens, and apostrophes". At the bottom of the requirements, it states "Maximum size: 6MB per file". Below the requirements is a dashed box containing the text "Choose or drop files here to upload". At the bottom of the page, there are two buttons: "Back" and "Next".

I-765, Application for Employment Authorization

Getting Started

About You

2 x 2 photo of you

Form I-94

Employment Authorization Document

Previously authorized CPT or OPT

Form I-20

Additional Information

Review and Submit

I-20, Certificate Of Eligibility For Nonimmigrant Student Status

Upload a copy of the Form I-20, Certificate of Eligibility for Nonimmigrant Student Status endorsed by the Designated School Official (DSO). For the (c)(3)(B) eligibility category, your DSO must have entered the recommendation for OPT into your SEVIS record within 30 days of you submitting Form I-765. If you fail to do so, we will deny your OPT request. For the (c)(3)(C) eligibility category, the Form I-20 must have been issued by the DSO within 60 days of submitting Form I-765.

File requirements

- Clear and readable
- Accepted file formats: JPG, JPEG, PDF, TIF, or TIFF
- No encrypted or password-protected files
- If your documents are in a foreign language, upload a full English translation and the original document
- Accepted characters: English letters, numbers, spaces, periods, hyphens, and apostrophes
- Maximum size: 6MB per file

Choose or drop files here to upload

Back Next

Upload your New OPT Request in this section.
Please ensure that the OPT /STEM OPT requested dates are correct on page 2 of the OPT I

You CANNOT submit OPT application to USCIS without an OPT-20 from our office

Application Submission to USCIS

- Review your entire I-20 but especially OPT information on the second page of the new I-20. Should there be any errors, VISA must be notified immediately.
- OPT Endorsement on I-20

EMPLOYMENT AUTHORIZATIONS

- STEM OPT Endorsement on I-20

END DATE	TYPE	FULL/PART-TIME	STATUS	START DATE
30 JUNE 2021	POST-COMPLETION OPT	FULL TIME	APPROVED	01 JULY 2020

- Remember, your application must be submitted to USCIS no later than:
 - 30 days after your I-20 has been issued OR
 - before your 60 day grace period end date OR
 - Regular OPT EAD card end date (for STEM OPT)



Proof of Enrollment | Proof of Enrollment | Institution Accreditation

SKIP



Upload your Transcript and Diploma



Official website of the Department of Homeland Security

U.S. Citizenship and Immigration Services

I-765, Application for Employment Authorization

Proof of Enrollment

U.S. Immigration and Customs Enforcement

Program (SEVP) for attendance by F-1 foreign students.

Getting Started

About You

Evidence

- 2 x 2 photo of you
- Form I-94
- Document
- Form I-20

File requirements

- Clear and readable
- No encrypted or password-protected files
- Accepted file formats: JPG, JPEG, PDF, TIF, or TIFF
- If your documents are in a foreign language, upload a full English translation
- If your documents are in a foreign language, upload a full English translation
- Underlines, hyphens, and parentheses
- Maximum size: 6MB per file

Review and Submit

Back Next

Official website of the Department of Homeland Security

U.S. Citizenship and Immigration Services

I-765, Application for Employment Authorization

College Degree

U.S. Immigration and Customs Enforcement

Upload evidence the degree that is the basis for the STEM OPT extension is in one of the degree program categories on the List or a copy of your prior List.

Getting Started

About You

Evidence

- 2 x 2 photo of you
- Form I-94
- Employment Authorization Document
- Form I-20
- College degree

File requirements

- Clear and readable
- Accepted file formats: JPG, JPEG, PDF, TIF, or TIFF
- No encrypted or password-protected files
- If your documents are in a foreign language, upload a full English translation

Choose or drop files here to upload

Additional Information

Review and Submit

Back Next

Official website of the Department of Homeland Security

U.S. Citizenship and Immigration Services

I-765, Application for Employment Authorization

Institution Accreditation

U.S. Immigration and Customs Enforcement

Upload evidence that the institution that you are attending is currently listed on the U.S. Dept. of Education's list of institutions eligible for the Exchange and Visitor Program (SEVP), if this STEM OPT extension is based on a previously earned STEM degree.

Getting Started

About You

Evidence

- 2 x 2 photo of you
- Form I-94
- Document
- Form I-20

File requirements

- Clear and readable
- Accepted file formats: JPG, JPEG, PDF, TIF, or TIFF
- No encrypted or password-protected files
- Accepted characters: English letters, numbers, spaces, periods, hyphens, underlines, and parentheses
- Maximum size: 6MB per file

Choose or drop files here to upload

Additional Information

Review and Submit

Back Next

Additional Information

You can submit additional





